

Effective MAY 9, 2011

EMPIRE BUILDER®

Enjoy the journey.™

CHICAGO
— and —
PORTLAND/SEATTLE

Call 1-800-USA-RAIL



CHICAGO - MILWAUKEE
ST. PAUL-MINNEAPOLIS - FARGO
MINOT - HAVRE - WHITEFISH
SPOKANE - PORTLAND/SEATTLE
And intermediate stations








































































































































Visit AMTRAK.COM

NRPC Form P7-250M-5/9/11 Stock #02-3633

Schedules subject to change without notice. Amtrak is a registered service mark of the National Railroad Passenger Corp. National Railroad Passenger Corporation Washington Union Station, 60 Massachusetts Ave. N.E., Washington, DC 20002.

EMPIRE BUILDER










| 7 | ◀ Train Number ▶ | | 8 | |
|---|------------------------------|--|--|---------------------|
| Daily | ◀ Normal Days of Operation ▶ | | Daily | |
|   | ◀ On Board Service ▶ | |   | |
| Read Down | Mile | | Symbol | Read Up |
| 2 15P | 0 | Dp Chicago, IL—Union Station (CT) |    Ar | 3 55P |
| R2 39P | 17 | Glenview, IL (METRA/Milw. Line) |    | D3 12P |
| R3 55P | 85 | Milwaukee, WI |    | D2 07P |
| 5 05P | 150 | Columbus, WI (Madison) |    | 12 57P |
| 5 34P | 178 | Portage, WI |    | 12 27P |
| 5 52P | 195 | Wisconsin Dells, WI |    | 12 09P |
| 6 30P | 240 | Tomah, WI |    | 11 28A |
| 7 14P | 281 | La Crosse, WI |    | 10 47A |
| 7 50P | 308 | Winona, MN—see back |    | 10 11A |
| 8 52P | 371 | Red Wing, MN |    | 8 54A |
| 10 31P | 418 | Ar St. Paul—Minneapolis, MN |    Dp | 7 50A |
| 11 15P | 418 | Dp Duluth—see back |    Ar | 7 05A |
| 12 40A | 486 | St. Cloud, MN |    | 5 14A |
| 1 42A | 552 | Staples, MN |    | 4 09A |
| 2 38A | 614 | Detroit Lakes, MN |    | 3 10A |
| 3 35A | 662 | Fargo, ND (Moorhead, MN) |    | 2 13A |
| 4 52A | 737 | Grand Forks, ND |    | 12 57A |
| 6 13A | 822 | Deviils Lake, ND |    | 11 32P |
| 7 07A | 879 | Rugby, ND |    | 10 38P |
| 8 34A | 940 | Ar Minot, ND |    Dp | 9 42P |
| 9 06A | 940 | Dp |    Ar | 9 22P |
| 9 57A | 994 | Stanley, ND |    | 8 11P |
| 11 07A | 1061 | Williston, ND (CT) |    | 7 09P |
| 11 41A | 1168 | Wolf Point, MT (MT) |    | 4 33P |
| 12 26P | 1217 | Glasgow, MT |    | 3 47P |
| 1 25P | 1283 | Malta, MT |    | 2 52P |
| 2 39P | 1370 | Ar Havre, MT |    Dp | 1 32P |
| 3 04P | 1370 | Dp |    Ar | 1 12P |
| 5 22P | 1475 | Shelby, MT |    | 11 43A |
| 5 51P | 1499 | Cut Bank, MT |    | 10 45A |
| ⁴⁰ | 1532 | Browning, MT |    | ⁴⁰ |
| 6 45P | 1547 | East Glacier Park, MT |    | 9 54A |
| **7 41P | 1576 | Essex, MT—Izaak Walton Inn |    | **8 55A |
| 8 23P | 1603 | West Glacier, MT (Apgar) |    | 8 16A |
| 8 56P | 1626 | Ar Whitefish, MT |    | 7 46A |
| 9 16P | 1626 | Dp (Kalispell, Missoula) |    | 7 26A |
| 10 59P | 1728 | Dp Libby, MT (MT) |    | 5 26A |
| 11 49P | 1813 | Sandpoint, ID (PT) |    | 2 35A |
| 1 40A | 1879 | Ar Spokane, WA (Coeur d'Alene, ID) |    Dp | 1 30A |
| 27 | Thru cars Chicago—Portland | | 28 | |
| 2 45A | 1879 | Dp Spokane, WA (PT) |    Ar | 12 13A |
| 5 35A | 2025 | Pasco, WA (Kennewick, Richland) |    | 8 57P |
| 7 30A | 2150 | Wishram, WA (The Dalles) |    | 6 55P |
| 8 04A | 2180 | Bingen-White Salmon, WA |    | 6 21P |
| 9 18A | 2245 | Vancouver, WA | | 5 07P |
| ³⁹ 10 10A | 2255 | Ar Portland, OR (PT) | Dp | ³⁹ 4 45P |
| 2 15A | 1879 | Dp Spokane, WA (PT) | Ar | 12 45A |
| 4 22A | 1998 | Ephrata, WA | | 9 42P |
| 5 35A | 2050 | Wenatchee, WA | | 8 42P |
| 6 08A | 2072 | Leavenworth, WA | | 8 00P |
| 8 38A | 2171 | Everett, WA | | 5 39P |
| 9 10A | 2188 | Edmonds, WA | | 5 12P |
| 10 25A | 2205 | Ar Seattle, WA (Victoria, BC (PT) Vancouver, BC—see back | Dp | 4 40P |

Northstar Commuter Rail

Northstar trains serve the Minneapolis-Big Lake corridor with a bus transfer to St. Cloud. For information, call (612) 373-3333, or visit www.metrotransit.org.

EMPIRE BUILDER ROUTE MAP and SYMBOLS



- | | | | |
|---|--|---|--|
| A | Time Symbol for A.M. |  | Checked baggage |
| N | Time Symbol for Noon. |  | Ferry connection |
| P | Time Symbol for P.M. |  | Quik-Trak self-serve ticketing kiosk |
| D | Stops only to discharge passengers; train may leave before time shown. |  | Unstaffed station |
| R | Stops only to receive passengers. |  | Staffed ticket office; may or may not be open for all train departures |
| CT | Central time |  | Station wheelchair accessible; no barriers between station and train |
| MT | Mountain time |  | Station wheelchair accessible; not all station facilities accessible |
| PT | Pacific time | | |
|  | Bus stop | | |
|  | Flag stop | | |

Service on the Empire Builder®

-  **Coaches:** Enhanced coach service with at-seat meal service upon request and larger pillows. Reservations required.
-  **Sleeping cars:** Enhanced Superliner sleeping accommodations.
 - Amtrak Metropolitan Lounge available in Chicago and Portland, and a private waiting area available in St. Paul-Minneapolis for Sleeping car passengers.
-  **Dining:** Enhanced Dining car service; complete meals served on china.
 - Not available between Spokane and Portland; Sleeping car service passengers will receive complimentary cold meal service.
-  **Sightseer Lounge:** Sandwiches, snacks and beverages.
 - (Note—Combined Diner/Lounge provides food and beverage service between Spokane and Seattle).
-  Visit clippervacations.com or call 1-800-888-2535 for schedules to Victoria, BC.
-  Connections available to/from Salem, Albany and Eugene-Springfield.
-  East Glacier Park station is open through September 30, 2011. Browning station reopens for the fall October 1, 2011.

Smoking is prohibited.

Trails and Rails Program: In cooperation with the National Park Service, volunteer narrative programs are offered en route on the Empire Builder from mid May to mid September between various cities. Please visit nps.gov/trailsandrails and/or Amtraktoparks.com for information on these seasonal schedules.

Scenic Highlights

- Wisconsin Dells
- Mississippi River
- Rocky Mountains
- Glacier National Park, Montana
- Gateway to Mount Rainier, Washington
- Columbia River Gorge

Shading Key

Reserved long-distance train

Thruway and connecting services

Thruway Bus Connections

Duluth • St. Paul-Minneapolis *(Jefferson Lines)*

| 8007 | Mile | ▼ | Thruway Number | Symbol | ▲ | 8008 |
|-------|------|----|--|--------|----|--------|
| 4 00P | 0 | Dp | Duluth, MN–Greyhound Sta. (CT) | ○ | Ar | |
| 4 30P | | ▼ | Univ. of Minnesota at Duluth, MN | ○ | ▲ | 4 05P |
| | | ▼ | Duluth, MN–Greyhound Station | ○ | ▲ | 3 45P |
| 6 00P | | ▼ | Hinckley, MN | ○ | ▲ | 2 15P |
| 7 35P | 149 | Ar | St. Paul-Minneapolis, MN (CT) –Amtrak Station | ● | Dp | 12 10P |

Seattle • Vancouver, BC *(Cantrail)*

| 8948 | Mile | ▼ | Thruway Number | Symbol | ▲ | 8909 |
|--------|------|----|--|--------|----|---------|
| 10 45A | 0 | Dp | Seattle, WA–Amtrak Station (PT) | ● & ♿ | Ar | 3 30P |
| 1 15P | 115 | ▼ | Surrey, BC–Pacific Inn | ○ | ▲ | R12 30P |
| 1 45P | 132 | ▼ | Richmond, BC –Sandman Signature Hotel | ○ | ▲ | R12 00N |
| 2 15P | 144 | Ar | Vancouver, BC (PT) –Pacific Central Station | ● & ♿ | Dp | 11 30A |

Omak • Wenatchee *(Northwestern Stage Lines)*

| 8865 | Thruway Number | | | | 8868 | |
|-------|----------------|----|--------------------|--------|------|-------|
| Daily | Mile | ▼ | Days of Operation | Symbol | ▲ | Daily |
| 6 55A | 0 | Dp | Omak, WA (PT) | ○ | Ar | 4 45P |
| 7 05A | 4 | ▼ | Okanogan, WA | ○ | ▲ | 4 35P |
| 7 35A | 27 | ▼ | Brewster, WA | ○ | ▲ | 4 05P |
| 7 45A | 33 | ▼ | Pateros, WA | ○ | ▲ | 3 55P |
| 9 00A | 94 | Ar | Wenatchee, WA (PT) | ○ | Dp | 2 35P |

Connecting Services

Fargo–Winnipeg and Fargo–Sioux Falls–Omaha

Jefferson Lines operates bus service to/from Fargo. For more information, visit Jeffersonlines.com. (888) 864-2832.

Whitefish–Kalispell–Missoula

Purchase tickets from Rimrock Trailways. (406) 245-5392 or 1-800-255-7655.

Winona–Rochester

Southern Minnesota Shuttle provides twice-daily shuttle service between the Amtrak Winona station and Rochester, Minnesota, with drop-off and pick-up at the Mayo Clinic, hotels, and other locations. Reservations are required. Call (507) 533-9041 (office) or (608) 385-2859 (cell) or email smshuttle@charterinternet.com.

Shelby–Great Falls

Northern Transit Interlocal provides transportation between Shelby and Great Falls. For more information, call (406) 470-0727.

See other side for Shading Key, Route Map and Symbols.

A vacation as big as all outdoors

GLACIER NATIONAL PARK

with Amtrak Vacations®

call 1-800-AMTRAK-2 or visit AMTRAKVACATIONS.COM

